

# ACL Laboratories Respiratory Virus Activity Report

Updated 12/10/2025



Now part of  ADVOCATEHEALTH



## Respiratory Pathogens Monthly % Positivity - Jan-25 thru Dec-25

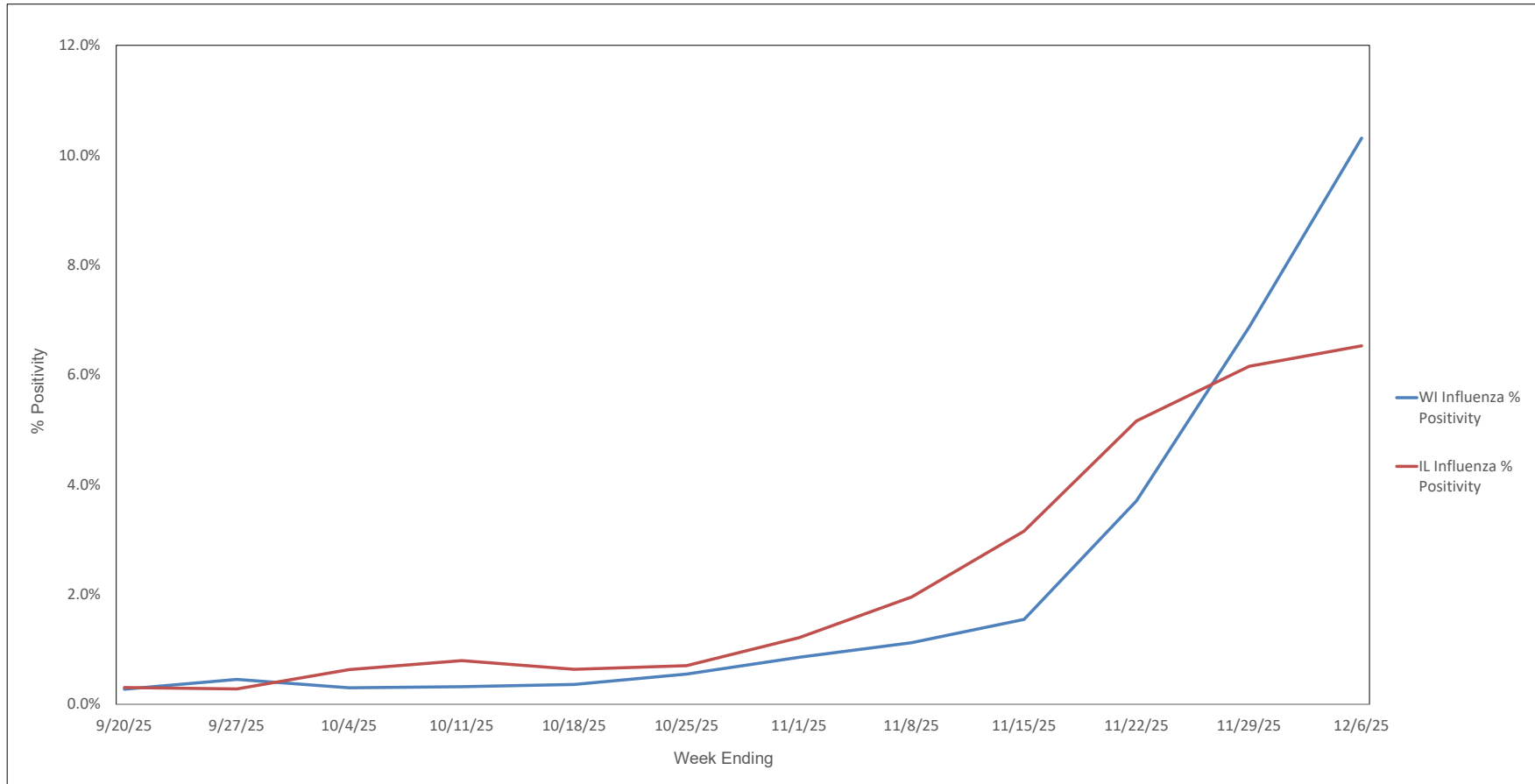
MONTH - YEAR	Flu A % Positive	% Flu A H1N1 Subtype*	% Flu A 2009 H1N1 Subtype*	% Flu A H3N2 Subtype*	% Flu A No Subtype*	Flu B % Positive	RSV A/B % Positive	HPIV-1 % Positive	HPIV-2 % Positive	HPIV-3 % Positive	HPIV-4 % Positive	HCOV 229E % Positive	HCOV NL63 % Positive	HCOV OC43 % Positive	HCOV HKU1 % Positive	SARS-CoV-2 % Positive	HMPV % Positive	Rhinovirus / Enterovirus % Positive	Adenovirus % Positive	C. pneumoniae % Positive	M. pneumoniae % Positive	B. pertussis % Positive	B. parapertussis % Positive	L. pneumophila # Positive
Dec-25	9.9%	0.0%	4.8%	95.2%	0.0%	0.2%	2.0%	2.1%	1.1%	0.2%	0.6%	0.6%	0.2%	0.1%	0.1%	3.8%	1.7%	13.0%	2.1%	0.2%	1.2%	0.1%	0.0%	0
Nov-25	3.5%	0.0%	22.4%	75.5%	2.0%	0.1%	1.0%	2.0%	2.3%	0.2%	0.4%	0.2%	0.0%	0.1%	0.2%	2.6%	1.2%	18.5%	1.4%	0.2%	2.0%	0.1%	0.0%	0
Oct-25	0.6%	0.0%	40.0%	30.0%	0.0%	0.0%	0.4%	2.7%	2.9%	0.3%	0.3%	0.2%	0.0%	0.0%	0.0%	2.6%	0.7%	23.0%	1.1%	0.2%	1.7%	0.1%	0.0%	0
Sep-25	0.3%	0.0%	62.5%	37.5%	0.0%	0.0%	0.1%	1.1%	1.6%	0.4%	0.1%	0.2%	0.1%	0.2%	0.1%	6.6%	0.4%	29.1%	0.9%	0.1%	1.3%	0.2%	0.1%	1
Aug-25	0.3%	0.0%	100.0%	0.0%	0.0%	0.0%	0.1%	1.0%	1.0%	0.7%	0.2%	0.1%	0.0%	0.0%	0.0%	6.7%	0.6%	18.3%	1.3%	0.1%	1.4%	0.1%	0.0%	0
Jul-25	0.2%	0.0%	100.0%	0.0%	0.0%	0.0%	0.1%	0.8%	1.0%	3.6%	0.0%	0.1%	0.0%	0.0%	0.0%	3.6%	1.8%	10.1%	1.4%	0.0%	0.9%	0.2%	0.0%	0
Jun-25	0.2%	0.0%	50.0%	0.0%	50.0%	0.2%	0.2%	0.9%	0.5%	7.4%	0.0%	0.0%	0.0%	0.1%	0.1%	1.9%	2.9%	16.3%	1.6%	0.0%	0.5%	0.1%	0.0%	1
May-25	0.3%	0.0%	100.0%	0.0%	0.0%	1.6%	0.4%	1.0%	0.2%	9.2%	0.1%	0.4%	0.1%	0.5%	0.3%	2.1%	6.2%	18.6%	1.6%	0.1%	0.4%	0.0%	0.0%	0
Apr-25	0.8%	0.0%	58.3%	33.3%	8.3%	5.1%	1.6%	0.4%	0.1%	5.2%	0.0%	0.0%	0.2%	2.0%	1.1%	3.1%	8.2%	16.3%	2.0%	0.1%	0.7%	0.1%	0.0%	1
Mar-25	6.8%	0.0%	65.9%	28.0%	6.1%	5.7%	3.6%	0.2%	0.1%	1.4%	0.1%	0.1%	0.5%	4.1%	2.5%	4.2%	5.4%	10.9%	1.5%	0.0%	0.5%	0.1%	0.0%	0
Feb-25	25.1%	0.0%	72.9%	22.0%	5.1%	1.4%	5.1%	0.3%	0.1%	0.5%	0.2%	0.1%	1.4%	3.6%	1.6%	5.2%	2.1%	6.5%	1.1%	0.0%	1.1%	0.1%	0.0%	1
Jan-25	23.5%	0.0%	62.1%	32.7%	5.2%	0.3%	7.1%	0.4%	0.1%	0.2%	0.4%	0.1%	1.9%	1.9%	0.9%	6.6%	1.3%	6.2%	0.9%	0.1%	1.6%	0.1%	0.0%	1

\* Represents the % of Influenza A positive samples that are positive for each subtype; subtyping is not performed on all Influenza A specimens (only those specimens tested with the Rapid Respiratory Pathogen Panel)  
 Flu A = Influenza Type A, Flu B = Influenza Type B, RSV A/B = Respiratory Syncytial Virus Type A/B (not differentiated), HPIV = Human Paraminfluenza Virus, HCOV = Human Coronavirus, HMPV = Human Metapneumovirus



Now part of ADVOCATEHEALTH

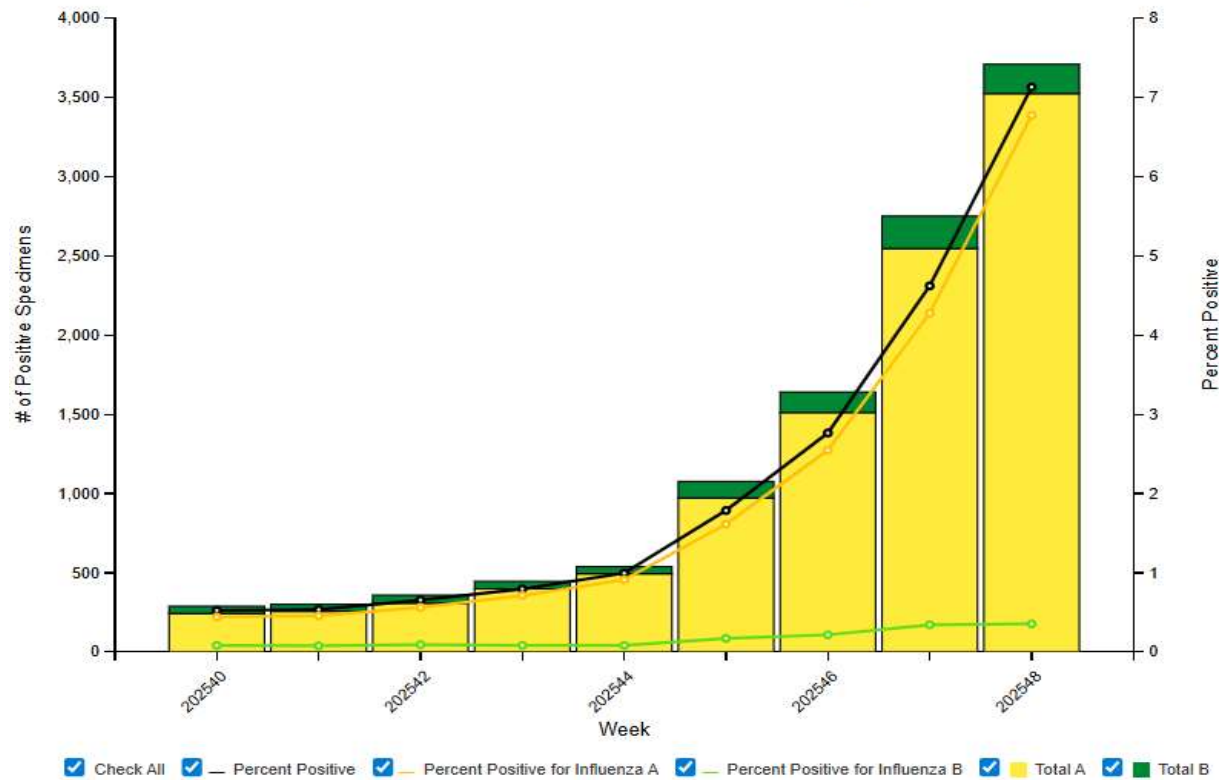
## Weekly Influenza PCR % Positivity by State - 9/20/25 thru 12/6/25





## National Influenza Positivity Rates (Data from CDC)

Influenza Positive Tests Reported to CDC by Clinical Laboratories,  
National Summary, 2025-26 Season, week ending Nov 29, 2025



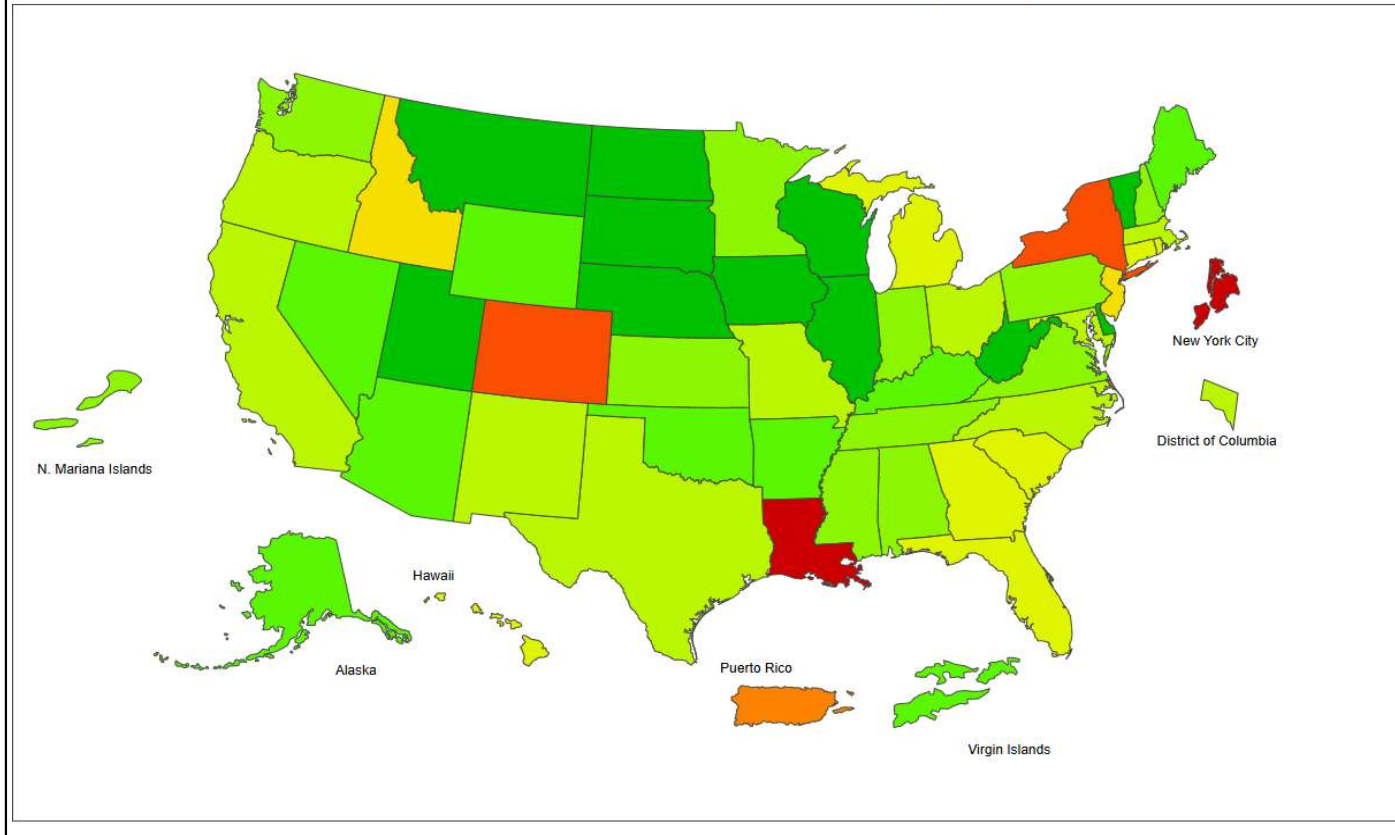
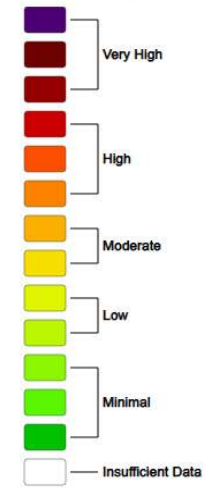


Now part of ADVOCATEHEALTH

## National Influenza Positivity Rates (Data from CDC)

2025-26 Influenza Season Week 48 ending Nov 29, 2025

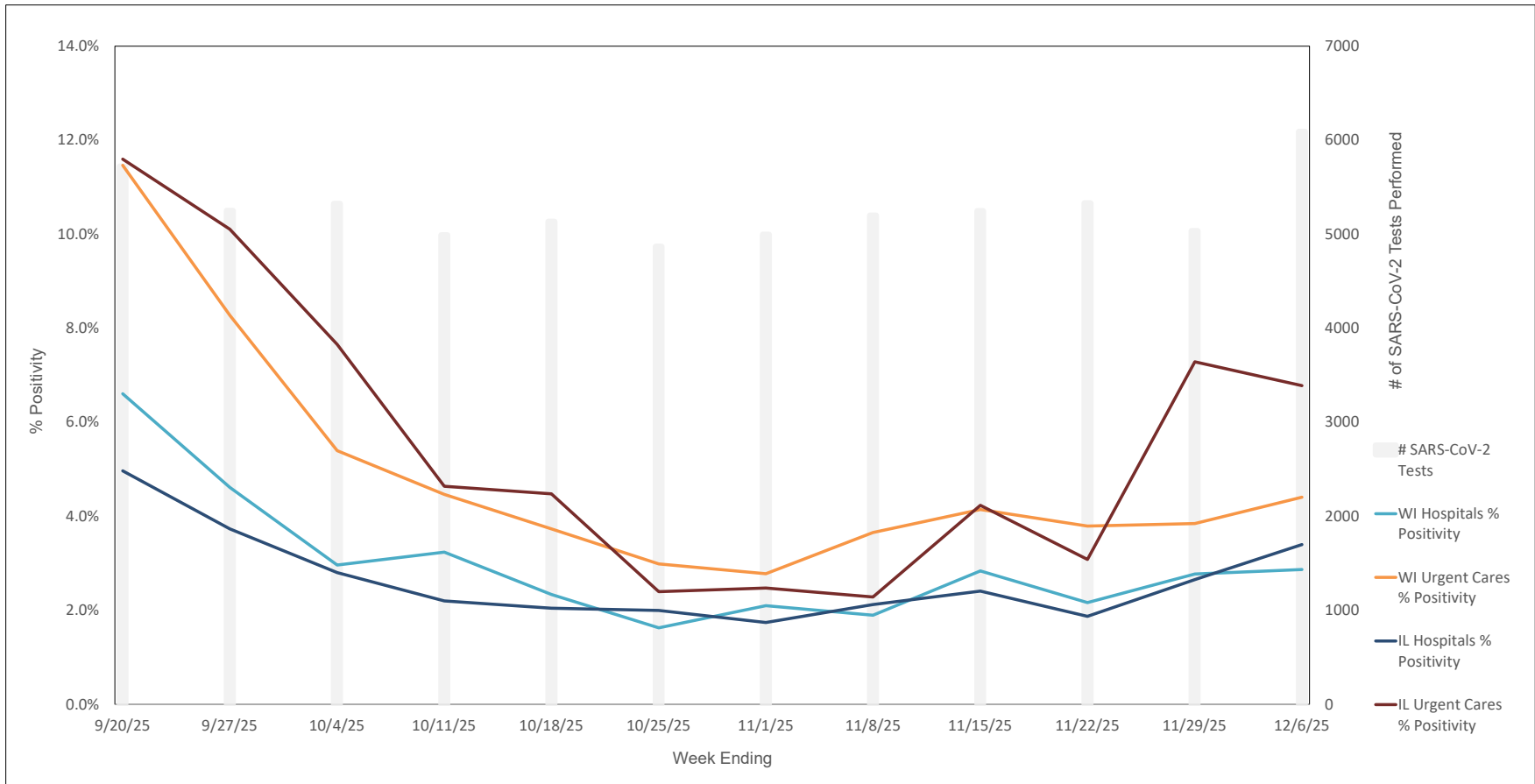
ILI Activity Level





Now part of ADVOCATEHEALTH

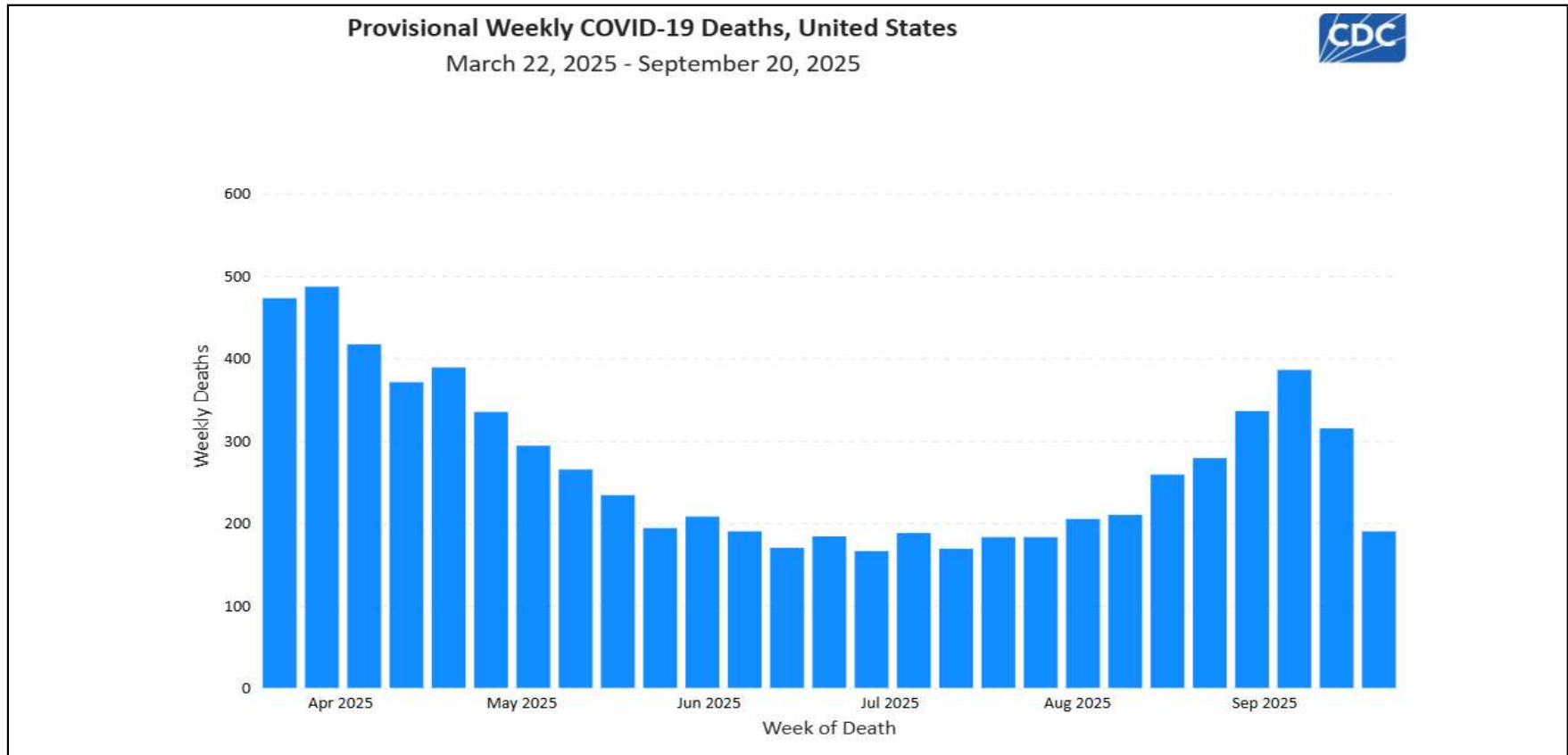
## Weekly SARS-CoV-2 PCR % Positivity Rate - 9/20/25 thru 12/6/25





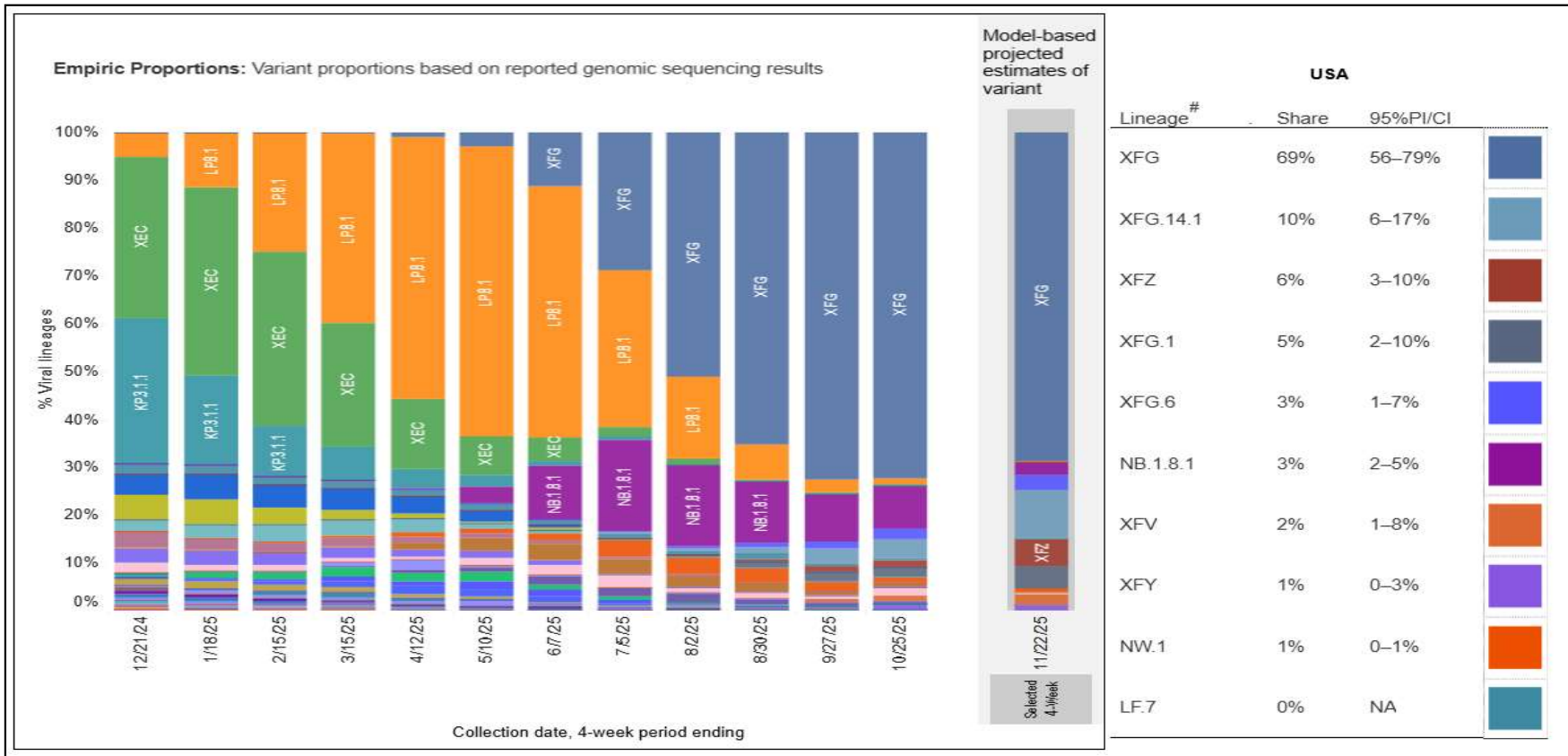
## % of Weekly Deaths in US Attributed to COVID-19 by Week

Last Updated by CDC on 9/20/2025





## Most Prevalent SARS-CoV-2 Strains Circulating in the US thru 12/6/25 Data from CDC's Nowcast\*\* Modelling (last updated 11/22/25)



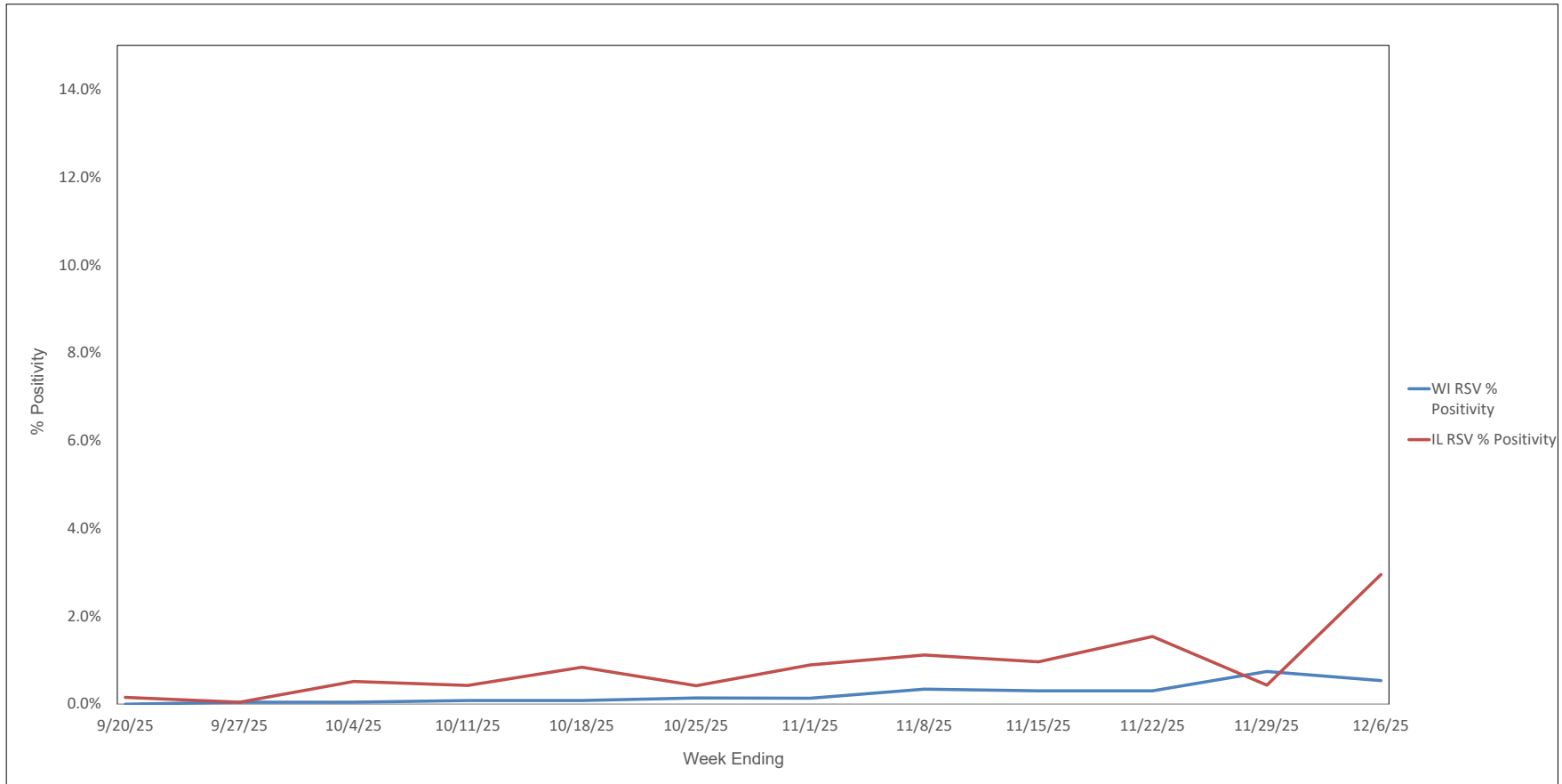
\*\*CDC uses Nowcast model that estimates more recent proportions of circulating variants (actual sequencing data is typically delayed for 2 weeks).





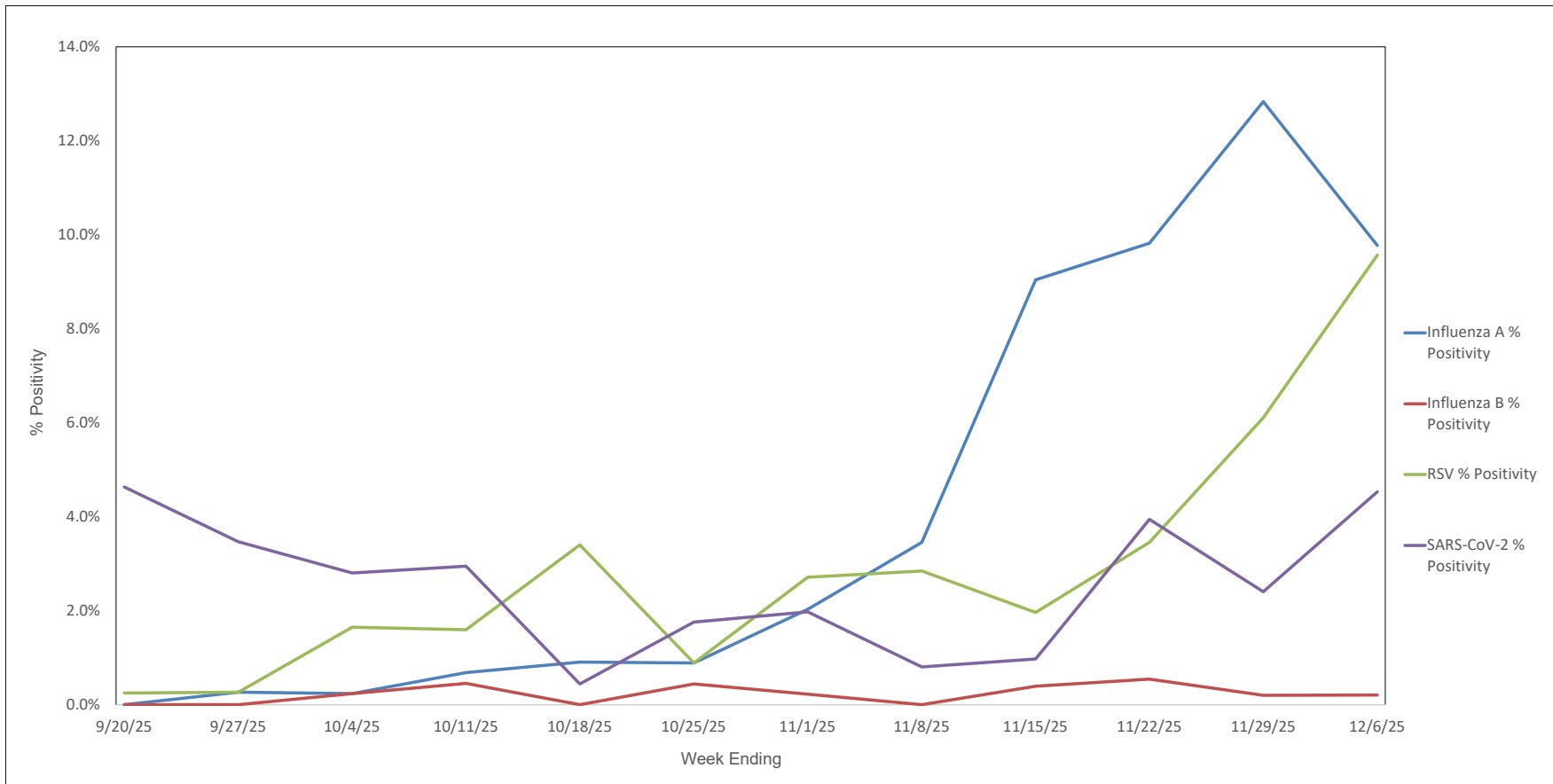
Now part of ADVOCATEHEALTH

## Weekly RSV PCR % Positivity by State - 9/20/25 thru 12/6/25





## Advocate Children's Hospital Influenza A, Influenza B, RSV, and SARS-CoV-2 PCR Positivity Rates - 9/20/25 thru 12/6/25





## AAH WI Hospitals (patients < 18 yrs old) Influenza A, Influenza B, RSV, and SARS-CoV-2 PCR Positivity Rates - 9/20/25 thru 12/6/25

